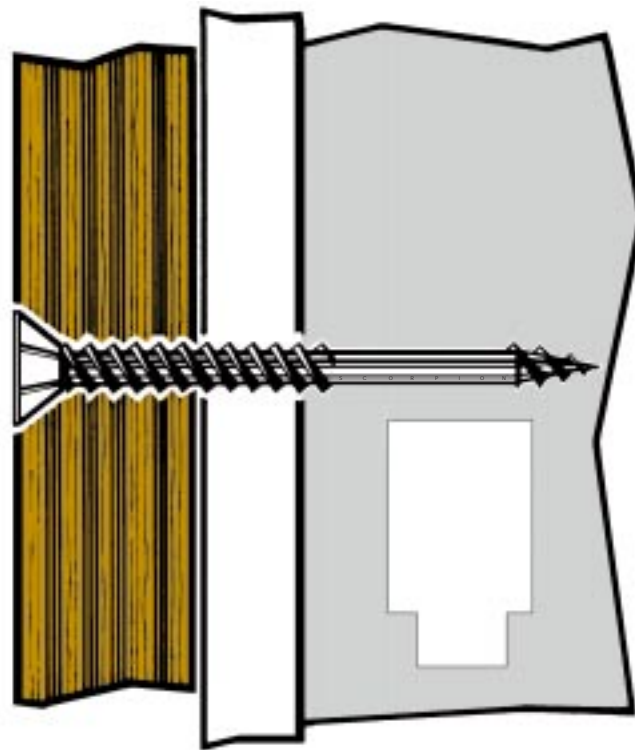


# PLYLITE® THE MIRACLE FASTENER™!

ATTACHES PLYWOOD TO 25 OR 20 GAUGE STEEL STUDS - THE FIRST TIME, EVERY TIME!



Fastening plywood to light gauge steel studs has always been a difficult, if not impossible job.

Now Scorpion offers a new and innovative product that fastens plywood to 25 gauge steel studs quickly, easily and securely. No more frustrating mess-ups. This new PLYLITE® fastener does the job the first time, every time!

With its threaded point, smooth shank and countersinking serrated head, the interior contractor will find fastening plywood to steel studs is as easy as applying gypsum wallboard.

Available in three sizes:

- 7 x 1½ for 3/8" and 1/2" plywood
- 7 x 2 for 5/8" and 3/4" plywood
- 7 x 2¾ for plywood over gypsum

At Scorpion Fasteners, we've personally experienced the difficulties in trying to attach something dense to something light, that is, the stronger material to the weaker. That's why we developed Plylite®, a fastener like no other which secures plywood to steel studs as easily as applying gypsum wallboard. With three years in-the-making, Plylite® is now time-tested, tried and proven to take the "worry" out of the most difficult of fastening jobs. Zinc and yellow dichromate for added corrosion protection.



#2 PHILLIPS DRIVE

SCREW SIZE	HEAD STYLE	AVG. WT/M	BULK BOX	SPECIAL MINI-PACK
7 x 1½	PHILLIPS FLAT	4.7	7,500	500
7 x 2	PHILLIPS FLAT	6.3	5,000	500
7 x 2¾	PHILLIPS FLAT	8.5	3,000	250

PLYLITE®, PLYWOOD TO 25-20 GAUGE STEEL, ZINC AND YELLOW DICHROMATE.

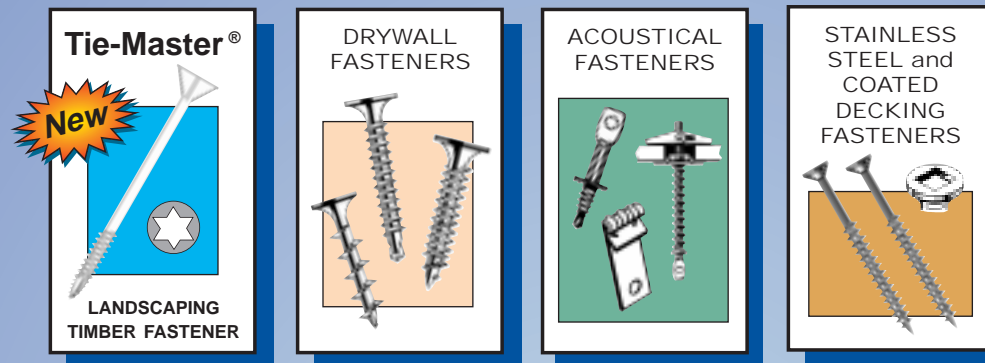


### SUCCESSFUL PLYLITE® APPLICATIONS:

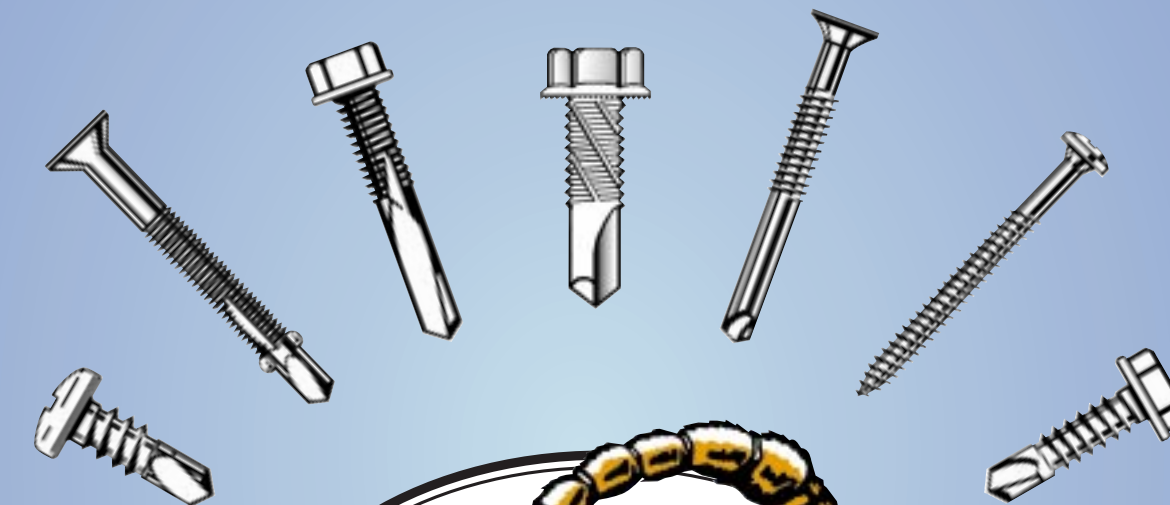
- PLYWOOD - TO 20-25 GAUGE STEEL FRAMING!
- PLYWOOD SHEATHING - TO 22 GAUGE STEEL DECK.
- DENSE BOARD - TO LIGHT GAUGE STEEL.
- SLOT WALL - TO 20-25 GAUGE STEEL STUDS
- ABUSE BOARD - TO 25 GAUGE STEEL.
- OSB & FRP - TO 20-25 GAUGE STEEL STUDS.

U.S.A. patent number 5,865,584 • Canadian patent number 2,184,217  
 • Foreign patents pending. Performance data available upon request.

Scorpion offers fasteners specifically designed for these applications:



# SCORPION BRAND SELF DRILLING FASTENERS

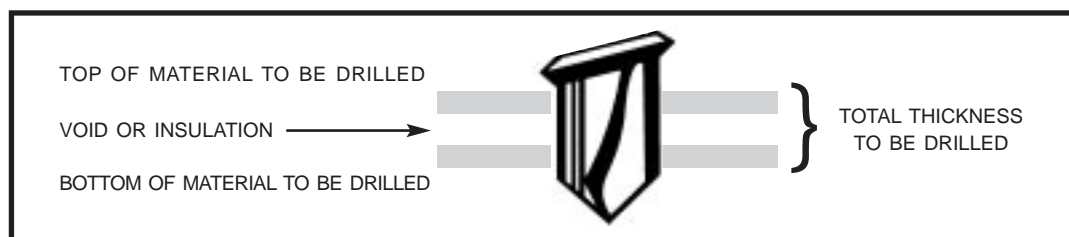


Scorpion Fasteners Inc.  
 120 Newberry Road  
 East Windsor, CT 06088

Toll Free: 1-800-233-0461  
 Phone: 860-623-3600 • Fax: 860-623-3700

Web: [www.scorpionscrews.com](http://www.scorpionscrews.com) • eMail: [scorpionscrews@AOL.com](mailto:scorpionscrews@AOL.com)

# Self Drilling Fasteners Selector Guide



SCORPION SELF DRILLING FASTENERS ARE MANUFACTURED IN ACCORDANCE WITH IFI SPECIFICATIONS SAE J78. ZINC CHROMATE PLATED UNLESS OTHERWISE SPECIFIED.

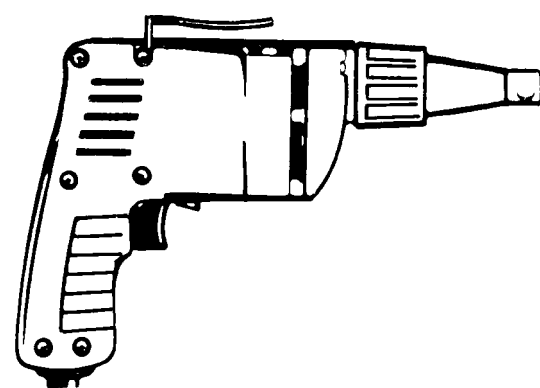
PERFORMANCE RANGE				
SCREW DIAMETER	POINT NUMBER	RANGE	GAUGE	MAXIMUM
8	2	.035 - .100	14	3/32
10	3	.110 - .175	7	3/16
12	3	.110 - .210	5	7/32
14	3	.110 - .210	5	7/32
12	4	.175 - .250	2	1/4
12	5	.250 - .500	-	1/2

"SCORPION QUICK-PICK"™							
• Find your application from group (A). (for example: 20 ga. to 18 ga.)							
• Use screw from group (B). When approaching maximum, use next screw size up.							
A	GAUGE OF STEEL APPLICATION	20 to 20	18 to 18	16 to 16	14 to 14	14 to 12	STRUCTURAL TO .500 (1/2") MAX.
		20 to 18	18 to 16	16 to 14	14 to 12	12 to 12	
		18 to 18	16 to 16	14 to 14	-	.250 (1/4") MAX.	
B	USE SCREW	#8 DIA. 2 POINT	#10 DIA. 3 POINT	#12 DIA. 3 POINT	#14 DIA. 3 POINT	#12 DIA. 4 POINT	#12 DIA. 5 POINT

Self Drilling fasteners listed are stock sizes. Specialty styles, lengths, and finishes are available. CALL SCORPION INFO LINE 1-800-233-0461

## Driver Accessories

For satisfactory performance, self drilling fasteners should be driven with a 6 amp screwgun at 2500 RPM or less and equipped with a depth locating nosepiece.



DRIVE BITS	
PHILLIPS POINT	LENGTH
P-2	1", 2", 3 1/2", 6"
P-2-R	1"
P-3	1", 2"
SQUARE	
SQ-1	1", 2"
SQ-2	1", 2"

3" MAGNETIC BIT HOLDER	
2 PIECE STAINLESS STEEL	
2 9/16" MAGNETIC HEX DRIVERS	
1/4" • 5/16" • 3/8"	

# Self Drilling Fasteners

SCREW SIZE	HEAD STYLE	AVG. WT/M	BULK BOX	MINI BULK	RETAIL SHELF PACK
<b>#8 DIAMETER, LIGHT TO MEDIUM GAUGE, #2 POINT</b>					
8-18 x 1/2	HEX WASHER	3.4	10,000	5,000	500
8-18 x 3/4	HEX WASHER	4.3	10,000	5,000	500
8-18 x 1	HEX WASHER	5.7	8,000	4,000	400
8-18 x 1 1/4	HEX WASHER	6.4	5,000	2,500	250
8-18 x 1 1/2	HEX WASHER	7.3	5,000	2,500	250
8-18 x 1/2	PHILLIPS PAN	3.2	10,000	5,000	500
8-18 x 3/4	PHILLIPS PAN	4.2	10,000	5,000	500
8-18 x 1	PHILLIPS PAN	5.6	8,000	4,000	400
8-18 x 1 1/4	PHILLIPS PAN	6.2	5,000	2,500	250
8-18 x 1 1/2	PHILLIPS PAN	7.1	5,000	2,500	250
<b>#10 DIAMETER, LIGHT TO MEDIUM GAUGE, #3 POINT</b>					
10-16 x 1/2	HEX WASHER	4.8	10,000	5,000	500
10-16 x 3/4	HEX WASHER	6.2	8,000	4,000	400
10-16 x 1	HEX WASHER	7.6	5,000	2,500	250
10-16 x 1 1/4	HEX WASHER	10.1	3,000	1,500	150
10-16 x 2	HEX WASHER	11.8	2,500	1,250	100
10-16 x 1/2	PHILLIPS PAN	4.7	10,000	5,000	500
10-16 x 3/4	PHILLIPS PAN	5.9	8,000	4,000	400
10-16 x 1	PHILLIPS PAN	7.2	5,000	2,500	250
<b>#12 DIAMETER, MEDIUM GAUGE, #3 POINT</b>					
12-14 x 3/4	HEX WASHER	8.4	5,000	2,500	250
12-14 x 1	HEX WASHER	10.0	4,000	2,000	200
12-14 x 1 1/4	HEX WASHER	11.3	3,000	1,500	150
12-14 x 1 1/2	HEX WASHER	12.9	3,000	1,500	150
12-14 x 2	HEX WASHER	16.5	2,000	1,000	100
12-14 x 2 1/2	HEX WASHER	20.6	1,000	500	50
<b>#1/4 DIAMETER, MEDIUM TO HEAVY GAUGE, #3 POINT</b>					
1/4-14 x 3/4	HEX WASHER	12.8	4,000	2,000	200
1/4-14 x 1	HEX WASHER	15.8	3,000	1,500	150
1/4-14 x 1 1/4	HEX WASHER	16.4	2,000	1,000	100
1/4-14 x 1 1/2	HEX WASHER	19.7	2,000	1,000	100
1/4-14 x 2	HEX WASHER	24.8	1,500	750	100
1/4-14 x 3	HEX WASHER	33.5	1,000	500	50
<b>#1/4 DIAMETER, MEDIUM TO HEAVY GAUGE, #3.5 POINT</b>					
14-24 x 7/8	HEX WASHER	18.0	2,500	-----	-----
CONTINUOUS THREAD TAPPERS PLUS SERRATED LOCKING HEAD DRILLS 1/4" THICK STEEL ... AND THEN SOME !					
<b>#12 DIAMETER, HEAVY GAUGE, #4 POINT</b>					
12-24 x 7/8	HEX WASHER	9.6	5,000	2,500	250
<b>#12 DIAMETER, HEAVY GAUGE, #5 POINT</b>					
12-24 x 1 1/4	HEX WASHER	13.4	4,000	2,000	200
12-24 x 2	HEX WASHER	19.1	2,000	1,000	100
12-24 x 3	HEX WASHER	23.0	1,000	500	50

# Wood to Metal - Self Drilling Fasteners

SCREW SIZE	HEAD STYLE	AVG. WT/M	BULK BOX	MINI BULK	RETAIL SHELF PACK
8-18 x 1 5/16	PHILLIPS BUGLE	7.8	4,000	2,000	200
LEADER POINT, ATTACHES LUMBER (1/4 TO 3/4") TO 20 AND 18 GAUGE STEEL, POINT #3, ZINC PLATED.					
10-16 x 2	PHILLIPS BUGLE	11.0	3,000	1,500	150
LEADER POINT, ATTACHES LUMBER (3/8 TO 1") TO 20-18-16 GAUGE STEEL, POINT #3, XT-1000™ NAVY GRAY CERAMIC COATED.					
10-16 x 3 5/8	PHILLIPS BUGLE	20.5	1,000	500	-----
LEADER POINT, ATTACHES LUMBER (5/8 TO 1-3/4") TO 20-18-16 GAUGE STEEL, POINT #3, ZINC AND YELLOW DICHROMATE.					
12-14 x 3 5/8	PHILLIPS BUGLE	25.0	1,000	500	-----
LEADER POINT, ATTACHES LUMBER (5/8 TO 1-3/4") TO STEEL (18 GAUGE TO 3/16"), POINT #3, XT-1000™ NAVY GRAY CERAMIC COATED.					
7 x 1 1/4	PHILLIPS FLAT	32.0	7,000	-----	-----
7 x 1 5/8	PHILLIPS FLAT	30.0	5,000	-----	-----
USE WITH HIGH DENSITY "ABUSE BOARDS", CEMENT BASED FINISH AND UNDERLAYMENT PANELS & PLYWOOD SHEATHING. SINKER HEADS FOR FLAT SURFACE PREPARATION. STEEL THICKNESS 20-16 GAUGE, POINT #3. XT-500™ MATT SILVER CERAMIC COATED					
10-16 x 1 5/8	PHILLIPS FLAT	9.0	4,000	2,000	200
REAMER WING TEK, NIBBED COUNTERSINKING HEAD. PLYWOOD (3/8" TO 3/4") TO 16, 14 AND 12 GAUGE, POINT #3, ZINC AND YELLOW DICHROMATE.					
*10-24 x 1 5/8	PHILLIPS WAFER	10.8	3,000	1,500	150
REAMER WING TEK, PLYWOOD (1/4 TO 3/4") TO 16 THRU 10 GAUGE STEEL, POINT #3, ZINC AND YELLOW DICHROMATE.					
12-24 x 2	PHILLIPS FLAT	16.5	2,000	1,000	100
12-24 x 2 1/2	PHILLIPS FLAT	20.0	1,500	750	100
12-24 x 3 1/4	PHILLIPS FLAT	25.0	1,000	500	-----
REAMER WING TEK, ATTACHES LUMBER TO HEAVY GAUGE STEEL UP TO .210					
• USE 2" FOR LUMBER UP TO 1" • USE 2-1/2" FOR LUMBER UP TO 1-1/2"					
• USE 3-1/4" FOR LUMBER UP TO 2"					
1/4- 20 x 2 3/4	PHILLIPS FLAT	30.0	1,000	500	100
REAMER WING TEK, LUMBER (2 x 4, 6, ETC.) TO HEAVY GAUGE STEEL TO .250", POINT #4, ZINC AND YELLOW DICHROMATE.					
12-24 x 2 1/4	PHILLIPS FLAT	26.0	1,500	750	100
TEK 5, ATTACHES LUMBER (1/4"-1") TO STRUCTURAL STEEL UP TO 1/2" THICK POINT #5, ZINC PLATED, #3 PHILLIPS DRIVE.					
ACCESSORY MOUNTING SCREW attaches cabinets, shelving, wood framing, fixtures, 2x4's, plywood, etc. to 25 & 20 gauge steel studs. The low profile, specially designed oval head assures a neat appearance while spanning clearance holes to pull down the accessory fixture. Also used to attach wood blocking to 22 gauge B-Deck for use as headers.					
SIZE	BULK BOX	APPROX. BOX/WT.	COUNT PACK		
10 x 2 1/4	2,000	26	250	2,500	33
10 x 2 7/8	1,500	24	200	2,000	34
ONE POUND PACKS • AVERAGE COUNT PER PACK					
2 1/4" • 83			2 7/8" • 65		

